

# Writing and Interpreting Numerical Expressions

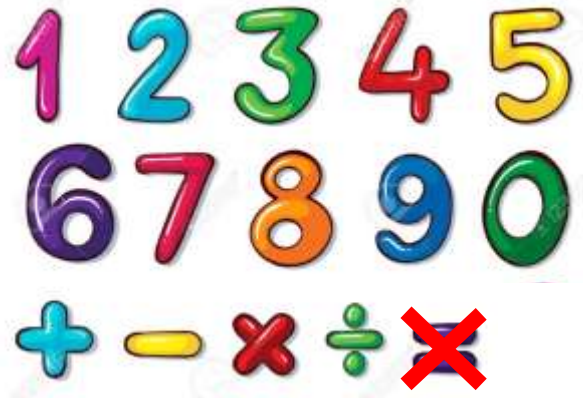
Guide Notes

Math 5

## What are NUMERICAL EXPRESSIONS?

A numerical expression is a mathematical phrase that represents a **single value**. It consists of one or more **numbers** and **operations**.

These operations involve **Addition**, **Subtraction**, **Multiplication** and **Division**.



The picture shows the numbers and operations that you can mix up to form a numerical expression. Also, remember that there should be **NO** equal sign "=" in the expression, because that would be a different story 😊!

### Sample Problem 1:

Which among the following is a numerical expression?

- a.  $x + y + 3$
- b.  $1 + 3 = 2 + 2$
- c.  $(4 + 5) \div 3$
- d.  $24 \times (9 - 1)$

**Writing and Interpreting Numerical Expressions** Guide Notes

Math 5

**Writing Numerical Expressions****How do I write numerical expressions?**

In writing numerical expressions from verbal statements, you need to familiarize yourself with the **CLUES!!!** These clues are words that are used to represent the four operations: addition, subtraction, multiplication and division. These words/phrases are identified below:

<b>Addition</b>	<b>Subtraction</b>	<b>Multiplication</b>	<b>Division</b>
the sum of plus increased by more (than) and total of raised combined added to together add additional in all	the difference less than diminish minus decrease (by) go down subtract from reduce drop fewer than left lost taken from	multiplied times twice tripled doubled product	divided (by) average ratio quotient per part shared equally ___ out of ___ split

# Writing and Interpreting Numerical Expressions Guide Notes

## Math 5

### Example 1:

Write a numerical expression given the verbal phrase below:

**The sum of nine and five multiplied by three**

Looking at the given example, you have to understand that you need to get the sum of nine and five first, and multiply whatever the answer is to three.

This should be done first  $\longrightarrow$  **the sum of nine and five**

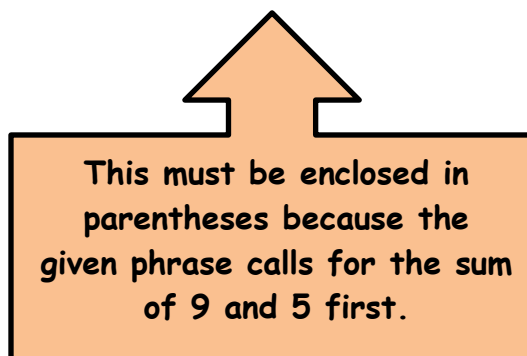
Then, whatever the answer is  $\longrightarrow$  **multiply it by three**

### So how do we write it as a numerical expression?

We need to do some sort of **grouping**, to indicate that one operation must be done first, before doing another. We use open/close parentheses "( )", to group the numbers and operations.

The operation that must be done first must be enclosed in parentheses.

**(The sum of nine and five) multiplied by three**



**Writing and Interpreting Numerical Expressions** Guide Notes**Math 5**

So the numerical expression we can get is:

**The sum of nine and five multiplied by three**



$$(9 + 5) \times 3$$

**Example 2:**

Write a numerical expression given the verbal phrase below:

**The sum of nine and the product of five and three**

If you compare it to the first example, both involve the same numbers and the same operations.

Example 1: **The sum of nine and five multiplied by three**

Example 2: **The sum of nine and the product of five and three**

Both examples involve numbers nine, five and three, and operations addition and subtraction. But do they really mean the same?

**BIG NO!!!**

# Writing and Interpreting Numerical Expressions

Guide Notes

Math 5

In Example 2, "**The sum of nine and the product of five and three**", the operation that must be done first is to multiply five and three... then add nine to whatever the product is. The grouping will then be:


**The sum of nine and (the product of five and three)**




$$9 + (5 \times 3)$$

Let's compare the two verbal phrases!

The sum of nine and five multiplied by three


$$(9 + 5) \times 3$$

The sum of nine and (the product of five and three)


$$9 + (5 \times 3)$$

Here, we can say that both verbal statements may have exactly the same numbers and may involve that same operations; they mean differently though. Pay close attention to the given phrase and group the numbers with operations that must be done first.

The examples above will also give **DIFFERENT** answers when evaluated.

# Writing and Interpreting Numerical Expressions

 Guide Notes  
Math 5

## Sample Problem 2:

Tell whether the given phrases below have the same meaning, or not, by writing their corresponding numerical expression.

- The difference between twenty and twelve divided by two
- The difference between twenty and the quotient of twelve and two

Now, let's do it the other way around!!!

## Translating Verbal Phrases into Numerical Expressions

Instead of writing numeral expressions given the verbal phrases, you'll do it the other way around. You are going to translate numerical expressions into words. Remember that the **ORDER OF OPERATIONS** is very **IMPORTANT!!!**

Always pay attention to **"What should be done first?"**

How do I write numerical expressions into verbal phrases?

**Example 3:** Translate  $24 \div (8 - 4)$  into words.

As mentioned, take note of the order of operations and **"What should be done first?"**

In this example, which verbal phrase do you think is correct?

- Twenty four divided by eight minus four
- Twenty four divided by the difference of eight and four

# Writing and Interpreting Numerical Expressions

 Guide Notes  
Math 5

The correct answer is **B**.

Take note that there are numbers to be grouped in the given example, and should be done first.

$$24 \div (8 - 4)$$



Twenty four divided by the difference of eight and four

**A** on the other hand is incorrect.

**"Twenty four divided by eight minus four"**

Looking at the order of operations, the numerical expression for this verbal phrase is  $(24 \div 8) - 4$ .

# Writing and Interpreting Numerical Expressions Guide Notes

## Math 5

### Sample Problem 3:

Translate each numerical expression into words and write them in each cloud.


1.  $(4 \times 5) + 10$



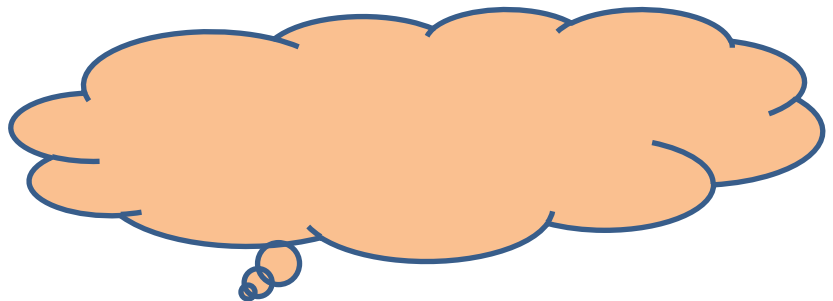
2.  $4 \times (5 + 10)$



3.  $30 \div (5 + 1) \times (7 - 3)$



4.  $(30 \div 5) + (1 \times 7) - 3$





# Writing and Interpreting Numerical Expressions

Guide Notes

Math 5

## Interpreting Numerical Expressions

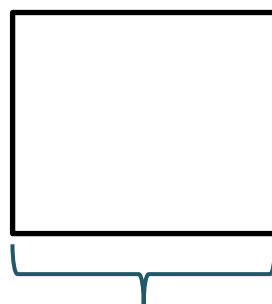
How are numerical expressions interpreted without evaluating them? "**Evaluate**" means getting the value of a given numerical expression with the use of any given operation, following a correct order. But how is it done without evaluating?

Without evaluating, compare the value of:

$$(20 + 4) \text{ and } 5 \times (20 + 4)$$

To compare the values of the given numerical expressions without evaluating, the use of a visual model such as a **TAPE DIAGRAM** is used.

Using a tape diagram, we can draw the model of  $(20 + 4)$ ,

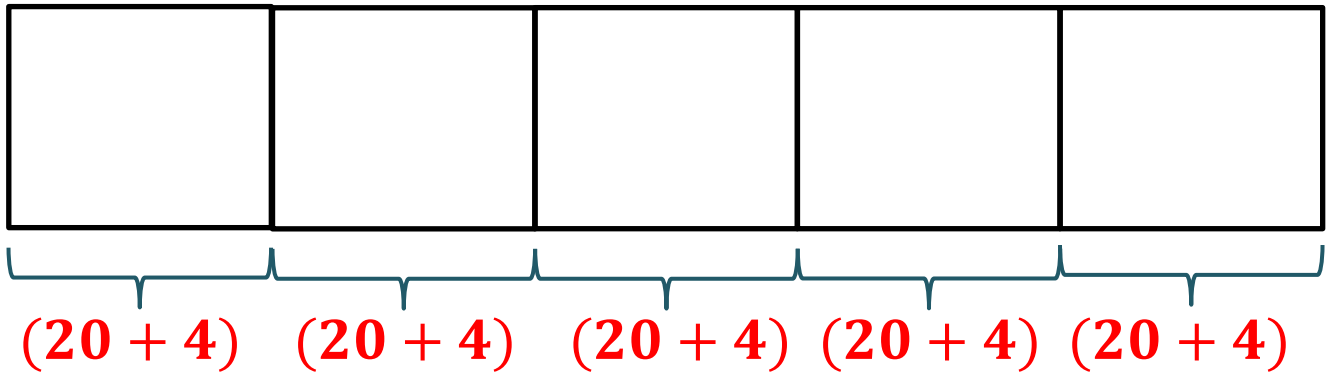


$$(20 + 4)$$

# Writing and Interpreting Numerical Expressions

 Guide Notes  
Math 5

and the model of  $5 \times (20 + 4)$ .



Without evaluating and by only drawing a model of the given numerical expressions, we can say that:

$5 \times (20 + 4)$  is 5 times as large as  $(20 + 4)$ .

### Sample Problem 4:

Without evaluating, which do you think has a bigger value? Draw the model to compare.

The sum of 12 and 8 tripled or  $(3 \times 12) + (3 \times 8)$

# Writing and Interpreting Numerical Expressions

Guide Notes

Math 5

## Sample Problem 5:

Compare the given numerical expressions using  $>$ ,  $<$  or  $=$ , without calculating. Draw tape diagrams to help you decide.

$$24 \times (20 + 5) \quad \boxed{\phantom{000000}} \quad (20 + 5) \times 12$$

## Sample Problem 6:

A pastry box contains 12 pcs of assorted cookies. Paul bought 3 boxes to be given to his parents and 5 boxes for his friends. Draw a tape diagram and write the numerical expression that shows the total number of cookies bought.